

First / Second Semester B.E. Degree Examination

06 CIV 13 /23: Elements of Civil Engineering and Engineering Mechanics

**Model Question Paper (Revised Syllabus)**

Time: 3 Hours

Max Marks: 100

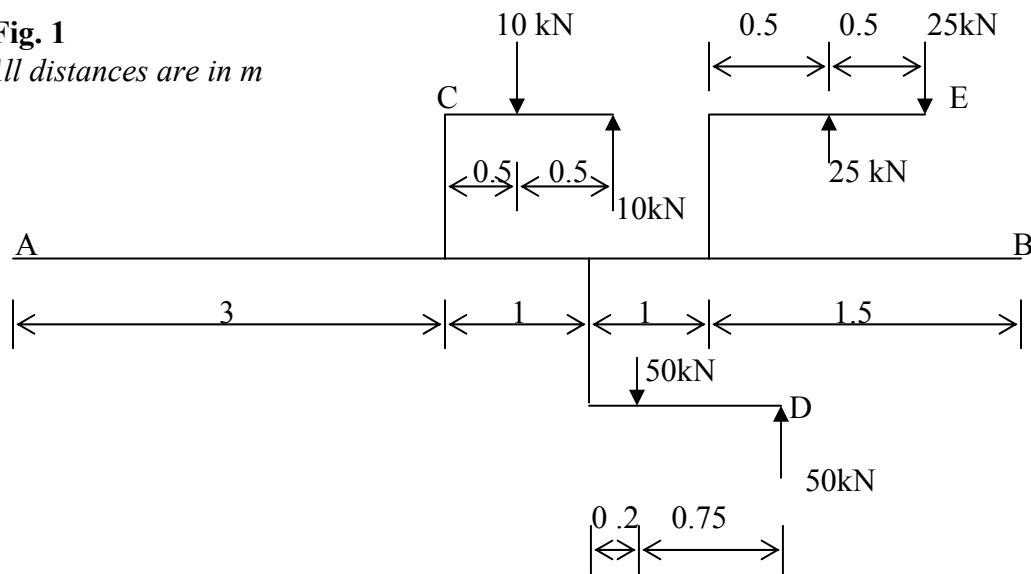
**Note: Answer FIVE full questions choosing at least TWO from each Part**

**Part - A**

1. a) Discuss briefly the impact of civil engineering infrastructure facilities on socio-economic development of a country. 05
- b) Briefly explain the scope of geotechnical engineering. 05
- c) Explain different types of roads. 06
- d) Distinguish between overflow and non-overflow dams. 04
  
2. a) Explain the following terms 05
  - i) Particle.   ii) Continuum.
- b) State 05
  - i) Principle of physical independence of forces
  - ii) Principle of superposition of forces
- c) Three couples are acting on the brackets C, D and E attached to a bar AB as shown in the Fig 1. Determine the resultant moment due to these couples on the beam at A. 05

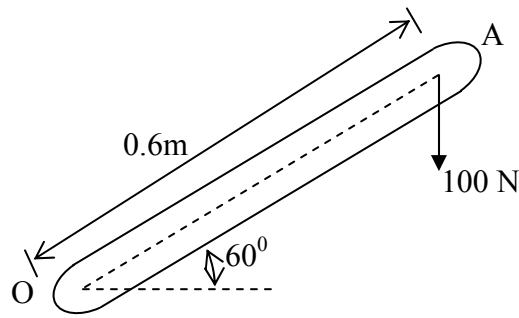
**Fig. 1**

*All distances are in m*



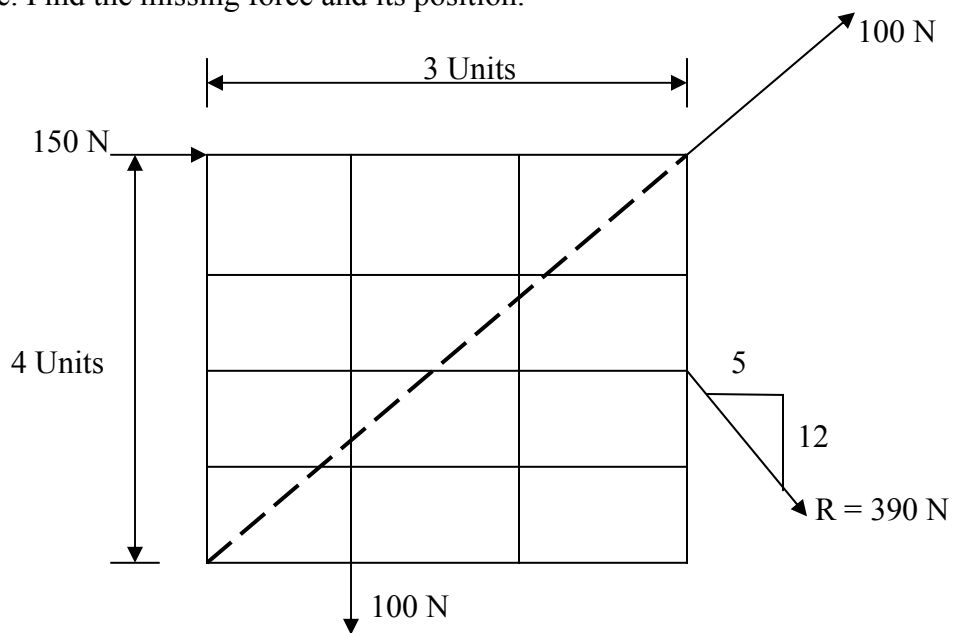
- d) A 100 N vertical force is applied on a shaft at A as shown in Fig 2. Determine the effect of 100 N force at O. 05

**Fig. 2**



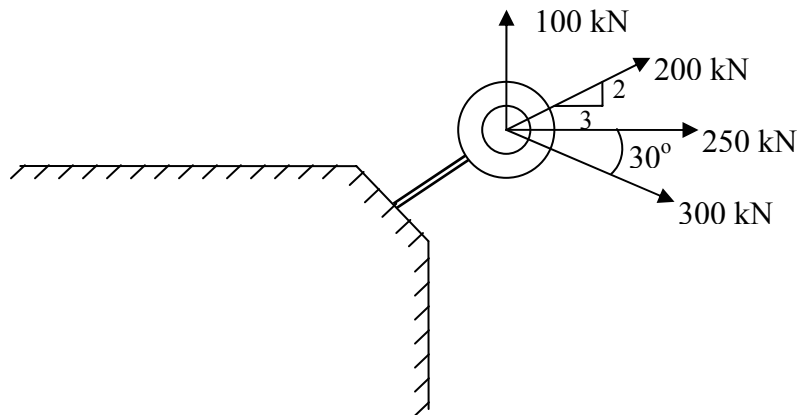
3. a) The force 390 N shown in Fig. 3 is the resultant of four forces. Out of them, three are shown in the figure. Find the missing force and its position. 10

**Fig. 3**



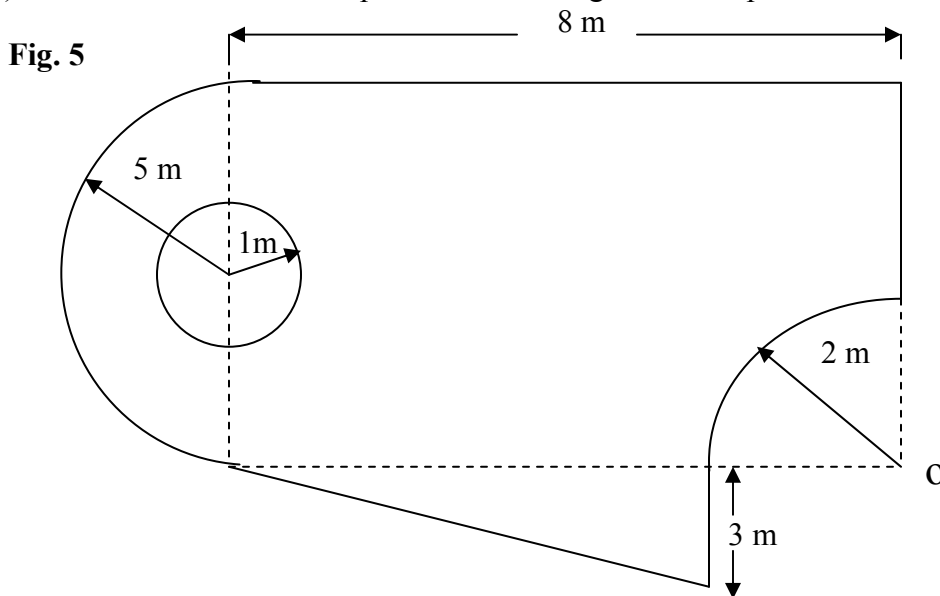
- b) Four forces are acting on a bolt shown in Fig 4. Determine the magnitude and direction of the resultant. 10

**Fig. 4**



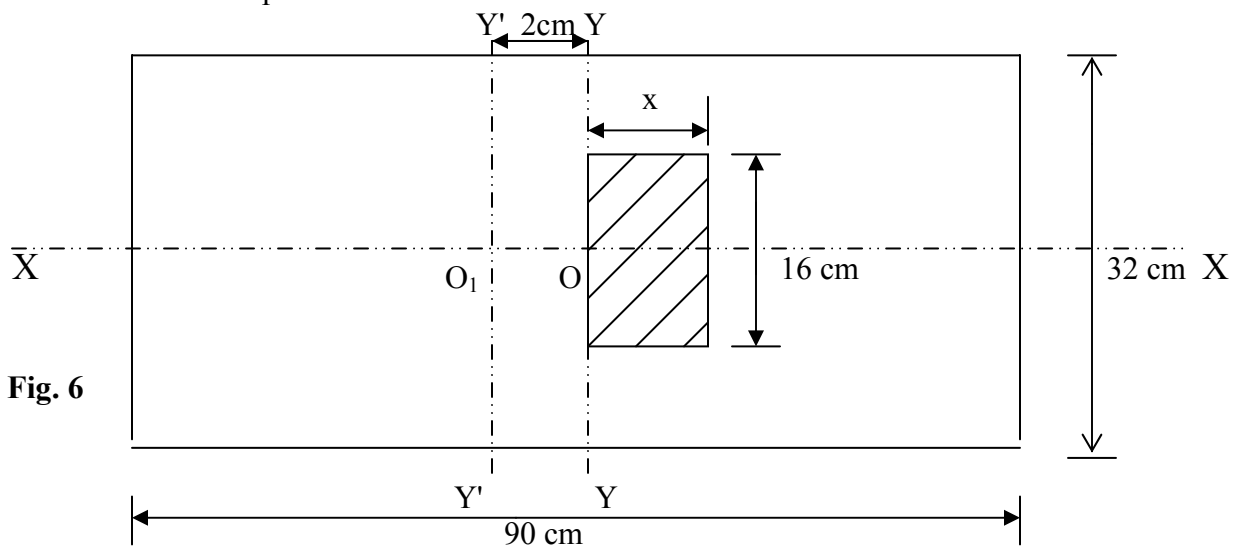
4. a) Locate the centroid of a semicircular section using method of integration  
 b) Locate the centroid of the plane shown in Fig. 5 with respect to 'O'.

05  
 09



- c) The centroid of a rectangle is to be shifted from O to  $O_1$  (Refer Fig. 6). This is accomplished by removing the hatched portion, which is symmetrical about XX axis. Determine the area of the hatched portion

06

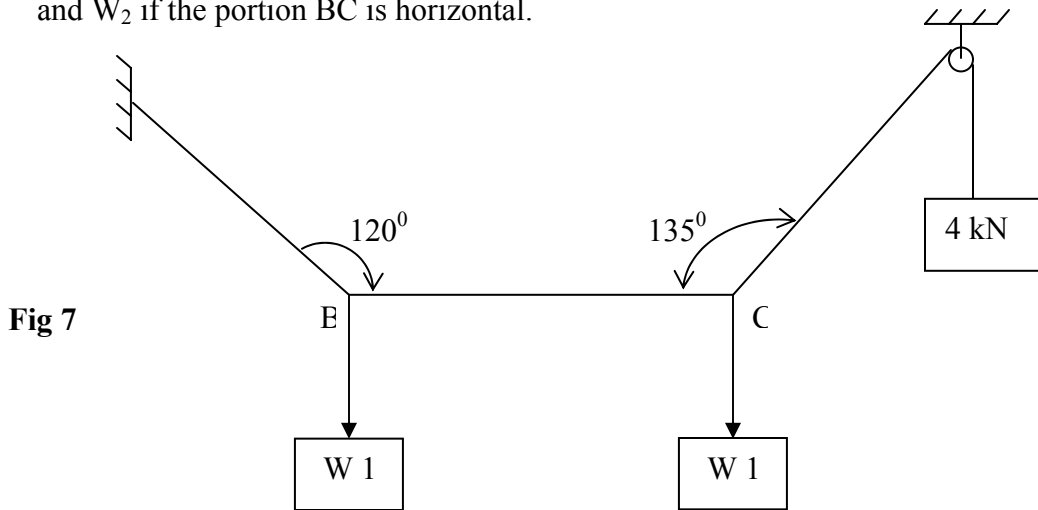


**Part – B**

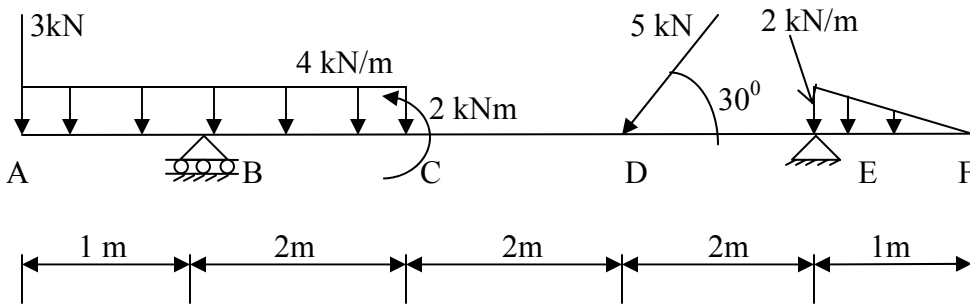
5. a) State and prove Lami's theorem  
 b) State the equilibrium conditions for  
 i) a system of coplanar concurrent forces  
 ii) a system of coplanar non-concurrent forces

04  
 04

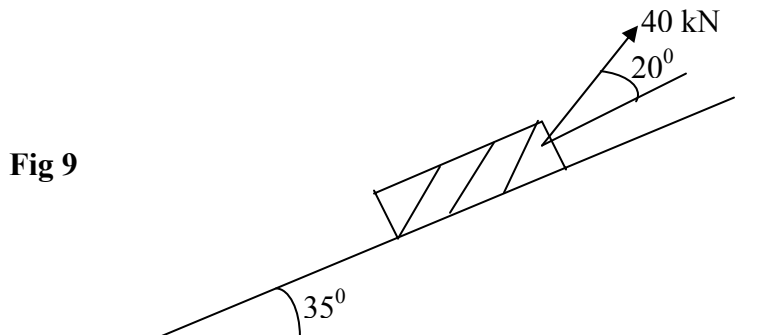
- c) Determine the tensions in different parts of the string shown in Fig 7. Also find the values of  $W_1$  and  $W_2$  if the portion BC is horizontal. 12



6. a) Write short notes on the following 06  
 i) Determinate beams  
 ii) Indeterminate beams  
 b) Explain with neat sketches the following types of supports 06  
 i) Roller support ii) Hinged support iii) Fixed support  
 c) Find the support reactions for the beam loaded as shown in Fig. 8 08

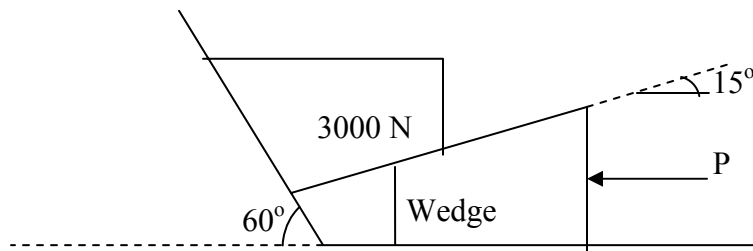


7. a) Define the following 06  
 i) Angle of friction  
 ii) Angle of Repose  
 iii) Cone of friction  
 b) A body of weight 200N is acted upon by a force of 40 kN as shown in Fig. 9. If the coefficient of friction between the inclined plane and the body is 0.3., check whether the body moves up the plane or down the plane or remains stationary 07



- c) Find the force  $P$  on the wedge in the arrangement of block and wedge shown in Fig. 10 to cause the impending motion. Take  $\mu = 0.3$  at all surfaces of contact. 07

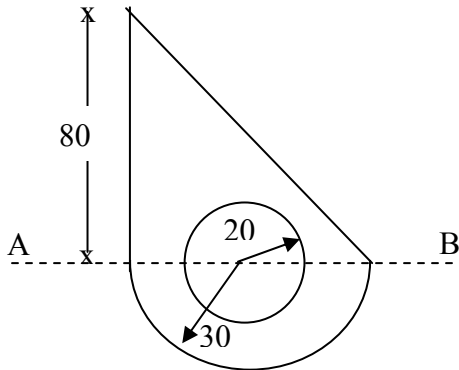
**Fig 10**



8. a) Write a note on second moment of area 05  
 b) Obtain an expression for the moment of inertia of a rectangular section about its horizontal centroidal axis from first principle 05  
 c) Compute the moment of inertia of the area shown in Fig. 11 about the axis  $A - B$ . 10

*All dimensions are in mm*

**Fig. 11**



\*\*\*\*\*

# First / Second Semester B.E. Degree Examination

06 CIV 13 /23 Elements of Civil Engineering and Engineering Mechanics

## Model Question Paper (Revised Syllabus)

Time: 3 Hours

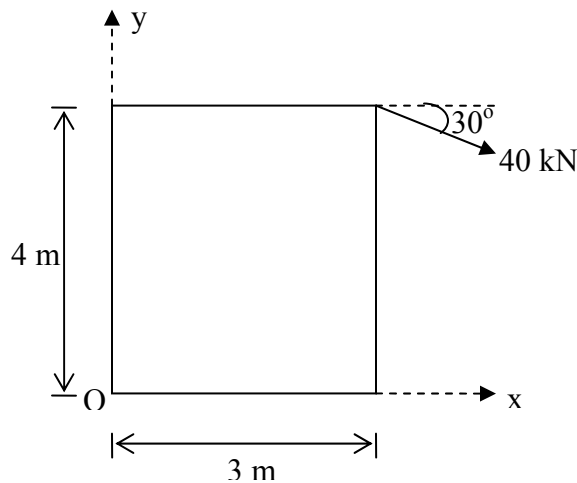
Max Marks: 100

**Note: Answer FIVE full questions choosing at least TWO from each Part**

### PART – A

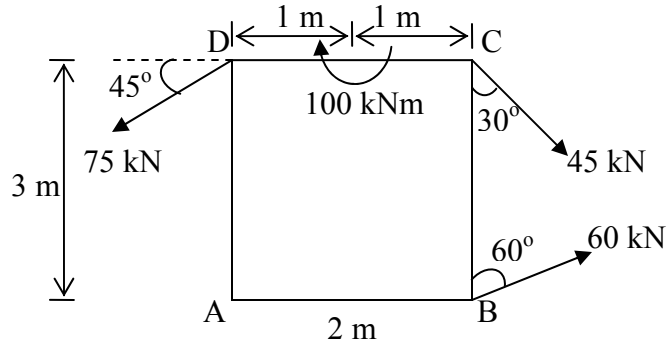
- 1 a) Briefly explain the scope of following fields of civil engineering.  
i) Surveying ii) Water Resources Engineering 10
- b) With a neat sketch, explain the following components of the road.  
i) Pavement ii) Camber iii) Shoulder iv) Formation 06
- c) With a neat sketch, explain the following  
i) Skew bridge ii) Gravity dam. 04
- 2 a) What is a force? What are its characteristics? 05
- b) Write a note on principle of transmissibility of forces and its limitations. 05
- c) What is a couple? List its characteristics 05
- d) Reduce the force acting at A into a system of force and couple at point 'O'.  
(Refer Fig. 1) 05

**Fig. 1**



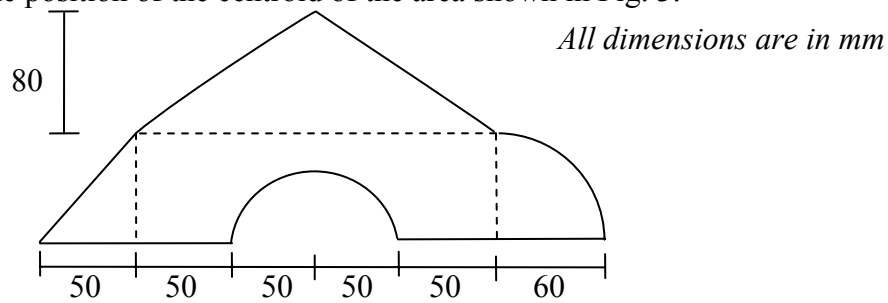
- 3 a) State and prove Varignon's theorem of moments. 05
- b) Define the terms  
i) Composition of a force system. ii) Resolution of force 05
- c) Find the magnitude, direction and distance of the resultant from the point A for the system of forces shown in Fig. 2. 10

**Fig. 2**



- 4 a) Locate the centroid of a triangle by the method of integration 08  
 b) Determine the position of the centroid of the area shown in Fig. 3. 12

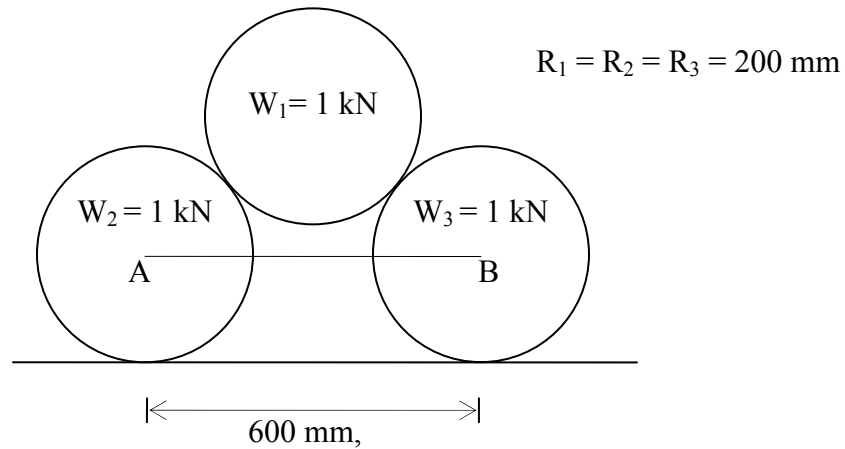
**Fig. 3**



**Part - B**

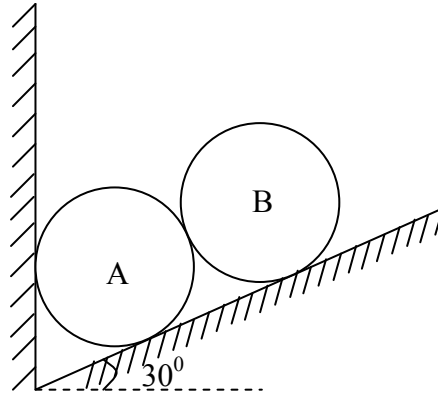
- 5 a) Explain the following 08  
 i) Free body diagram. ii) Equilibrium conditions. iii) Lami's theorem. iv) Equilibrant  
 b) Determine the reactions at the surfaces of contact and tension in the string AB shown in Fig. 4. 12

**Fig. 4**



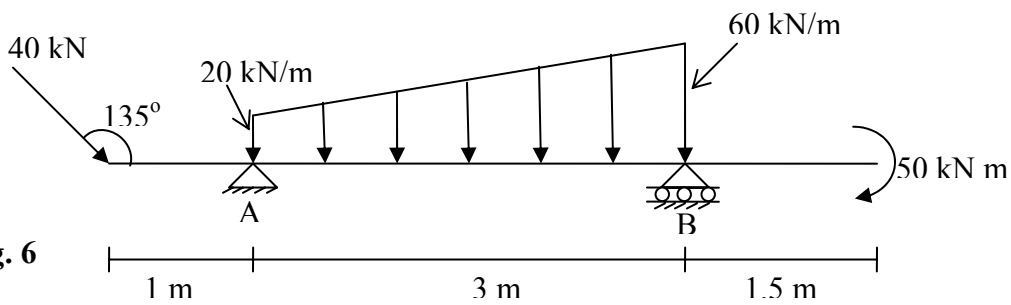
- 6 a) With neat sketches, explain various types of supports 05  
 b) Write the free body diagrams of identical spheres A and B shown in Fig. 5. 05

**Fig. 5**



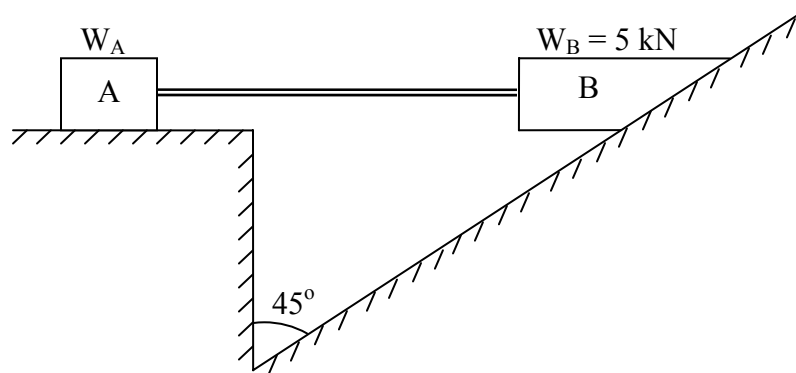
c) Determine the reactions at the supports A and B for a beam loaded as shown in Fig. 6

10



**Fig. 6**

- 7 a) State the laws of static friction 05  
 b) Show that angle of friction is equal to angle of repose 05  
 c) Two blocks A and B connected by a horizontal link are supported on two rough planes as shown in Fig. 7. The coefficient of friction for the block A and the horizontal plane is 0.40. The angle of friction for block B on the inclined plane is  $20^\circ$ . What is the smallest weight  $W_A$  of the block A for which the equilibrium of system can exist?

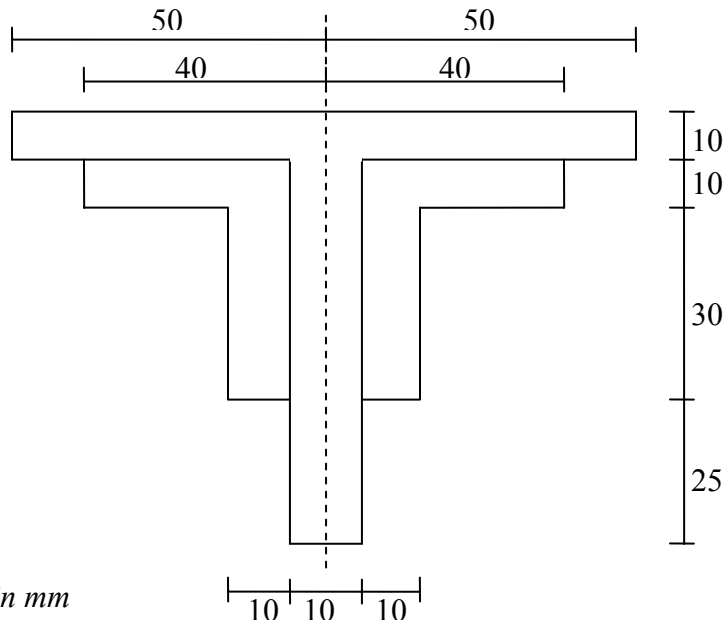


**Fig. 7**

- 8 a) Write short notes on 10  
 i) Polar moment of inertia. ii) Radius of gyration 05  
 b) State and prove parallel axis theorem? 05



c) Compute the second moment of the built up area shown in Fig. 8 about its horizontal centroidal axis and find the corresponding radius of gyration.



**Fig. 8**

*All dimensions are in mm*

\*\*\*\*\*